



VIRTUAL FORKLIFT SIMULATORS

Designed by trainers for trainers, this new generation forklift simulator is built to help industry trainers support the OSHA training guidelines.

Tools not Toys is how we see the next generation of forklift simulator, real world training tasks, custom developed environments all at designed to maximize your training ROI.

Virtual Forklift offers two very different forklift simulator training systems:

- Virtual Forklift NEXUS is the traditional forklift simulator with modules and VERY REALISTIC environments.
- Virtual Forklift LIVE is the ONLY multi-student Forklift Simulator that allows for instructor interaction with the students and drivers LIVE.

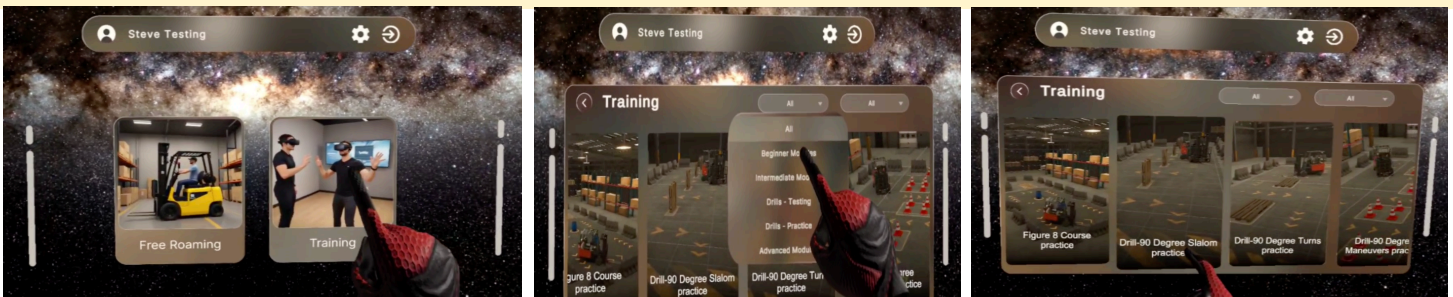


VIRTUAL FORKLIFT NEXUS MODULES AND OPTIONS

The best software or training system in the world is worthless if the cost is prohibitive. The module design and delivery of the Virtual Forklift NEXUS Simulator software, allows for lower cost entry and growth as a budget or need increases. Bundles help users decide on the most important modules to their business and they can select the training type and features that fit their training needs. With 2 platform styles, companies, schools and training providers can select the training platform that best fits their needs. Both systems run on either platform, but different headsets are used for each simulator system.

The NEXUS system is designed to be the highest quality, most complete Virtual Forklift Simulator on the market, utilizing a very high-resolution HTC Focus Vision headset. NEXUS is built upon the latest VR software technology to reduce sickness and increase clarity and function. Modular design, targeted training, video recordings and a trainers digital dashboard provide real time and accurate information on every student that trains in NEXUS.

SIMPLE MENU FOR MODULE SELECTION



Students can select the training module from our easy to read and simple to understand training menu. Additional advanced modules and custom training environments can be added as your training needs change or expand.



Advanced modules are designed to teach loading of box trailers and flatbed trailers, as well as the use of specific attachments, special load handling or difficult tasks. Initial attachment options will include the use of a flat box clamp, single/double forks, carpet poles, fork extensions and the safe use of a trash hopper, others will be created regularly to keep training options fresh and targeted.

Custom environments can be created using a customer's special load styles that will be developed around the customer specific rules and needs. Custom development is done on a time and materials basis and the environment. Here is a specialty bin, added to the system for our customers that do manufacturing. This bin includes stacking and traveling guidance to ensure proper training.



SIMPLIFIED COSTING

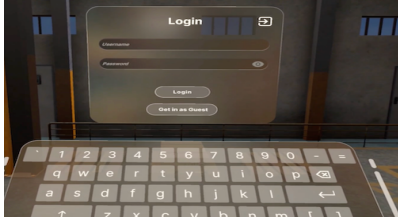
If you purchase only select, modules for your training system, the Virtual Forklift NEXUS Simulator will allow the full use of all modules for the initial 30 days of your purchase; this will allow your organization to try the modules and select the ones that best fit your organization.

Module purchases let you buy only what you need modular purchasing gets you into VR for less. And with full purchase, module only purchase or even a monthly SAAS option, you decide how you want to deploy VR.

NEXUS TRAINING OPTIONS

PEDESTRIANS CAN BE TURNED ON OR OFF

Pedestrians are an option in this training system, but they are available when interaction with them is important. The pedestrian system is designed to not only have pedestrians, but for them to react to the operator. Pedestrians will stop, and move out of the operator's way when the horn is used.



SIMPLE AND QUICK LOGIN


Students can be pre-setup, so login is as simple as selecting their email and entering in a 4-digit code. For non-registered students, a guest login allows for quick access to training modules.

FREE ROAMING MODULE

Not only does the NEXUS system come with many pre-developed modules designed to teach specific skills or reinforce specific habits, but there is also a Free Roaming option that lets the student perform any task in any environment that the trainer has access to. This means instructors can create their own training tasks for students and help them to work on specific skills or train on operations that we may not have thought of yet.



STUDENT GUIDANCE



Every training module is designed to help the student to move through the tasks with simple arrows and color coding. Green boxes show the student where to drop the load, and arrows set the path to be traveled in the module. Once completed, students will see a congratulations screen showing they have successfully completed the training. In addition to visual guidance, the NEXUS system also comes with AUDIO Guidance, to remind the student when they perform an unsafe action.

REAL WORLD SITUATIONS

Speed doors. Poles, and blind corners are part of everyday live for forklift operators. With the NEXUS system, these types of scenarios are built into the existing modules. For an operator to complete a task, they must not only watch out for pedestrians but travel through speed doors, or maneuver past polls that restrict load size. These types of situations are why we say that the Virtual Forklift NEXUS simulator is built by trainers for trainers.




DRILLS FOR EFFECTIVE SKILL TRAINING




Build proper skills with drill-based learning. The NEXUS system utilizes standard drills typically used by trainers to teach the necessary driving procedures. Figure 8's, 90 degree turns, cones, pallets, and barrels maneuverability help students to learn to drive quickly and efficiently.

Some of the drills for driving include:


Standard Figure 8	Rotator Pouring
90-degree Turning	Trash Bin Pouring
90-degree Slalom	Single Double Figure 8
Pallet Stacking	Clamp Figure 8
Wire Bin Stacking	Carpet Pole Figure 8
Box Clamp Stacking	3 High Wire Bin Stacking



ADVANCED MODULES



General driving, drills and hazards help develop the basic skills an operator needs to use a forklift, however, there are many different advanced skills they must learn to perform their jobs on a day-to-day basis. Not all organizations need this training (why we sell modular) but the options are there for those that require some more advanced training options. These include training on loading trailers, flatbeds, working with cantilever racking and various attachments.



NEW OPERATOR TRAINING AND ONBOARDING


If you are needing to train new operators with little or no experience, NEXUS can help. Once you familiarize the student with how to login and use the system (about 15 minutes), they can use the system anytime you want them to. And all their driving sessions are recorded in 3 camera video and tracked in the student portal, where you can see if they pass or where they are having skill issues.



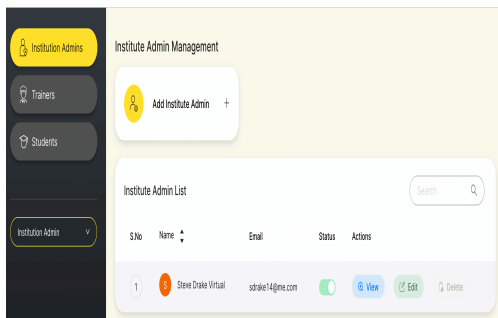
NEXUS TRAINING PORTAL

Included with every simulator is access to the Virtual Forklift Trainers portal, www.MyVirtualForklift.com. This is where all the training records for every student are recorded.

Each institution instructor can setup their students in advance of their training session providing companies with the ability to track and control the training sessions of their operators. For companies that just need a quick training session, a GUEST user can be used.



OPERATOR TRAINING RECORDS AND REVIEW



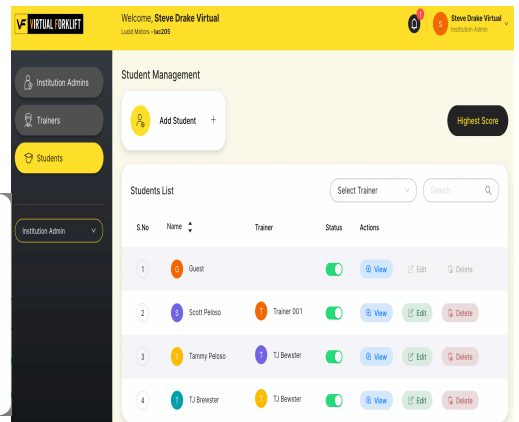
Company administrators have access to all training records and can setup company trainers to monitor and manage the training of the Virtual Forklift Students.

Company Trainers can setup and view the Virtual Forklift Driving records of their students. The system tracks all scores for each module and requires a student to complete each module safely to pass. Immediate fail records are generated for accidents, or a combination of errors that reduces the 100% score to below the 70% threshold.

The system tracks many different safe driving issues like traveling with a load to high, not looking when traveling in reverse, hitting a pedestrian, and many more common safe driving issues.


While training the records for each student and each module session help support the OSHA 1910.178 guideline for formal training requirement, every system session is also recorded in video.

Score	Score
Guest Lifting pallet and travel	83 Score
Guest Traveling with Pallet	100 Score
Guest Moving Pallet on Racking	100 Score
Guest Raise forks and drive	94 Score

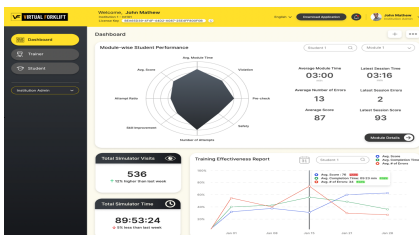


VIDEO REVIEW

Trainers can review the driving session of every student including the Guest operators. The video replay provides a 4-camera moving view of all driving sessions for every student. Change the angle of view with a simple mouse scroll.



TRAINING ANALYSIS DASHBOARD FOR HSE, MANAGEMENT AND TRAINERS



Beyond just training records or recordings, NEXUS provides in depth reports and graphs and analysis of all operator training sessions. Compare how the student does by module or compared to other students. Use the information to determine what skills the student needs work on, or what are their most common violations. The Dashboard reporting is the trainers and management tool that give real analysis data on the students or the companies driving success.



Virtual Forklift Dealer NEW Product Review

The NEW and most interactive Virtual Forklift Simulator option has arrived! Virtual Forklift Live is an interactive “multi-user” training tool, designed to allow real time forklift operator training and driving evaluations in a virtual warehouse. The system is built to work with the Oculus Meta VR headsets and combined with a proprietary environment, allow trainers to teach forklift safety and evaluate operator driving in live action from anywhere to anywhere in the world all at the same time.

The system is built with 3 interactive options, Trainer, Student and Driver.

Trainers: This system level provides a qualified trainer to present forklift safety training materials, slides and videos in the same manner a live instructor would in a classroom setting.

- Training materials can be purchased from your local Virtual Forklift Dealer and uploaded to the training system or trainers can upload their own training materials to review with their students.
- Testing can be done online with test results saved in the VirtualForkliftLive.com system, for grading and review. This section will satisfy the OSHA formal training standard of the 1910.178 standard. Other country training materials can be uploaded for compliance.
- Trainers can also interactively watch operators drive a forklift in the virtual environment, request them to perform driving tasks including moving pallets in a standard rack system. While this may or may not satisfy the hands-on evaluation part of the requirement, it can provide substantial training and interactive real time instruction between the trainer and the student. In some cases, additional real-world hands-on training may be required.
- Trainers have additional options to use a laser pointer for discussion, record the student, change the environment and operate the presentation.

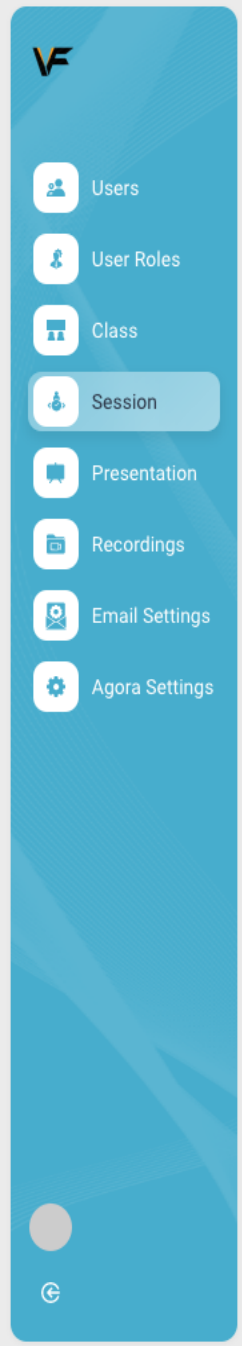


Student: A student can watch the training presentation, ask questions, and interact with the instructor in real time. Testing can be completed online, and students have a fully immersive training experience.

Driving Platform: If the facility has the driving platform on site, any student in the proximity of the platform on the same WIFI can perform the requested driving tasks.

Software Costing: Check with our dealer for actual price and costs. However, this system can be deployed in the SAAS (Software as a Service) model with a set monthly rate for each platform, trainer and student headset, or purchased like software with no additional costs for the first 2 years, (after 2 years, there is an annual maintenance cost).

To initiate a training session, the instructor assigns students to a class then to a session. There is a set day and time for everyone to meet. Once all students have joined, the instructor can conduct a standard forklift safety class using their own materials or purchase a training package from your local Virtual Forklift Dealer. The training materials exceed OSHA standards but are ONLY for sit-down counterbalanced forklifts.



VIRTUAL FORKLIFT LIVE



Unlike our NEXUS product or other forklift simulators on the market today, this is a truly interactive and engaging training tool, offering forklift instructors to be *in the training* environment engaging the students directly and in real time, that is why we call it Virtual Forklift LIVE.

Built to be affordable and provide real instructor training, the Virtual Forklift Live system is a multi-student environment and designed to be very similar to the classroom and hands on evaluation situations that forklift instructors are involved in every day.

Students can view a training PowerPoint, watch safety videos, and interact from the instructor's presentation. The instructor can speak, interact, and answer real time questions just like a standard forklift operator training class. When class is completed, students can drive in their local simulator, and the instructor can observe, and evaluation the driving skills of any or all students in real time.



There is currently no limit on the number of students that you can purchase, and provide access to, in a single class.

There are no location or distance limitations, to this system! The instructor can be in a corporate office, and the students can be in multiple locations around the country or around the world and everyone can participate in live time.

Since this system is built to be interactive. With a training module for inspections, the trainer can use a laser pointer and target lift truck components.

When the laser activates the item to be inspected, a pop up window explains the item and what to look for when inspecting. This is not available in any other forklift simulator systems.



The other standard modules include an open environment where the instructor can setup and move virtual cones or pallets and have the student drive in a trainer designed course. This interactivity allows the trainer to help the student to focus on specific driving issues they may have, or even recreate a situation that requires retraining based on the OSHA Guideline. The other standard module is an evaluation module designed pickup and put away or move pallet from one rack location to another.

The training is recorded in our LIVE portal and students will have their lessons and classwork recorded for the instructor or HR to access at any time. Since this is an evaluation system, there is no scoring like the modules of NEXUS.



To see a video demonstration of the new interactivity of the Virtual Forklift Live, please go to: VirtualForklift.com and watch the video on the LIVE VR Trainer page, it will amaze you!

If you already own an Oculus 2 or 3, you can request a LIVE demo and experience the Virtual Forklift LIVE in real time.

VIRTUAL FORKLIFT PLATFORM OPTIONS



MULTIPLE OPTIONS FOR SIMULATOR PLATFORMS

The power and flexibility of the Virtual Forklift Simulator system starts with state-of-the-art software development. How each customer deploys the system can be different depending on the training needs and available training area. Companies may choose to use a “Fold-n-Go” traveling platform, providing the most flexibility in where the training is done. While schools and companies with training centers may choose one of the classroom platforms.

BEST IN CLASS VIRTUAL REALITY HEADSET AND GAMING COMPUTERS

The NEXUS system uses the HTC Focus Vison, wired or wireless headset. Unlike other systems on the market, both our simulator systems have wireless options. The Focus Visoin provides the best resolution possible, combined with high-speed gaming computers, faster memory and the top-of-the-line NVIDIA 40XX video card, motion sickness users experience in other systems is greatly reduced and eliminated in many cases. Every NEXUS simulator system comes with these high-speed options, pre-configured the best user experience possible.



Customers that select the LIVE simulator training system, utilize the Oculus Pro 2 or 3 headset. This wireless option does not have the resolution of the HTC but still provides high quality simulation with the freedom of movement and multiple student interactions.



Also included with every system is our industry standard fingertip controller. Many new lifts utilize this ergonomic style lift controller, and the

Virtual Forklift Simulator emulates this future lift controller style.



“FOLD-N-GO” TRAVELING SIMULATOR PLATFORM

The Traveling Simulator Platforms provides the most flexible and cost-effective way to deploy the training program. A standard gaming stand, steering and 3 pedal system provides the easiest way to setup and use the system in different locations. The Fold-n-Go makes setup and deployment a snap! In about 10 minutes you can



have your students up and running, just unfold the stand and plug in the laptop and you are ready to go. The Fold-n-Go case is very sturdy and can be shipped or put in the back seat or trunk of your car for easy transport from each training location. This platform is great for companies that want to use the simulator and then put it away for another day.



CLASSROOM STANDARD SIMULATOR PLATFORMS



For those that want a more stationary system, Virtual Forklift Simulator provides an immersive simulator platform option for both the LIVE and the NEXUS systems. The classroom standard platform includes a standard forklift seat and a solid foundation for the controls and student comfort. In addition to the solid construction, the classroom standard includes the industries ONLY overhead guard simulation allowing students to turn

in their seat and hold the flip up overhead guard, reducing VR sickness and providing more realism for your student and training environment. These platforms will also fit through any standard doorway and rolls easily for classroom setup.

